







Fluke Biomedical CLEAR Pb mobile barriers








Two new mobile barriers with stainless steel frames

Customize your radiation protection with a wide array of Fluke Biomedical CLEAR-Pb mobile barriers. The mobile barriers are available in a variety of lead equivalents, sizes, and frame materials.

Mobile barrier specifications

	Standard		Jumbo		Deluxe	
						
	56-603	56-663	56-604	56-664	56-616	56-617
Dimensions (HxW)	75 in x 30 in	75 in x 30 in	75 in x 30 in	75 in x 30 in	75 in x 48 in	75 in x 48 in
Window-pane lead equivalent (HxW)	24 in x 30 in 0.5 mm	24 in x 30 in 0.5 mm	60 in x 30 in 0.5 mm	60 in x 30 in 0.5 mm	36 in x 48 in 0.5 mm	36 in x 48 in 1 mm
Opaque panel lead equivalent (HxW)	48 in x 30 in 0.8 mm	48 in x 30 in 0.8 mm	12 in x 30 in 0.8 mm	12 in x 30 in 0.8 mm	36 in x 48 in 0.8 mm	36 in x 48 in 1.5 mm
Product weight	110 lb	110 lb	113 lb	133 lb	230 lb	312 lb
Skid weight	45 lb	45 lb	45 lb	45 lb	70 lb	70 lb
Total shipping eight	155 lb	155 lb	158 lb	158 lb	300 lb	382 lb
Frame	Beige Painted "H" Frame	Stainless steel "H" Frame	Beige Painted "H" Frame	Stainless steel "H" Frame	Beige Painted "H" Frame	Beige Painted "H" Frame
Stand	Triangle base	Triangle base	Triangle base	Triangle base	Triangle base	Triangle base

Mobile barrier specifications

	Nuclear medicine		Ultra		Pain management		
							
	56-602	56-612	56-618	56-619	56-311	56-312	56-313
Dimensions (HxW)	61 in x 36 in	69 in x 24 in	75 in x 72 in	75 in x 72 in	69 in x 24 in	69 in x 24 in	69 in x 24 in
Window-pane lead equivalent (HxW)	36 in x 48 in 0.5 mm	48 in x 24 in 0.5mm	36 in x 72 in 0.5 mm	36 in x 72 in 1 mm	69 in x 24 in	69 in x 24 in 0.5 mm	69 in x 24 in 0.5 mm
Opaque panel lead equivalent (HxW)	34 in x 36 in 1.5 mm	N/A	36 in x 72 in 0.8 mm	36 in x 72 in 1.5 mm	n/a	n/a	n/a
Product weight	133 lb	51 lb	334 lb	409 lb	110 lb	110 lb	110 lb
Skid weight	45 lb	45 lb	70 lb	70 lb	45 lb	45 lb	45 lb
Total shipping eight	158 lbs	96 lb	404 lb	479 lb	155 lb	155 lb	155 lb
Frame	Beige painted "H" frame	Stainless steel "U" frame	Beige painted "H" frame	Beige painted "H" frame	Stainless steel "U" frame	Stainless steel "U" frame	Stainless steel "U" frame
Stand	—	5 prong base	—	—	2 prong base	2 prong base	2 prong base

CLEAR-Pb lead-plastic x-ray shielding

Standard window panes

Lead equivalence	0.3 mm	0.5 mm	0.8 mm	1.0 mm	1.5 mm	2.0 mm
Thickness	8 mm	12 mm	18 mm	22 mm	35 mm	46 mm
Window size	Model	Model	Model	Model	Model	Model
12 in x 12 in	56-785	56-741	56-751	56-761	56-771	56-791
12 in x 24 in		56-740	56-750	56-760	56-770	56-790
18 in x 24 in		56-708	56-718	56-728	56-738	
18 in x 48 in		56-702	56-712	56-722	56-732	
24 in x 24 in	56-786	56-705	56-715	56-725	56-735	56-796
24 in x 30 in		56-742*	56-752	56-762	56-772	
24 in x 36 in		56-704	56-714**	56-724	56-734	
24 in x 48 in	56-787	56-747	56-757	56-767	56-777	56-797
32 in x 40 in		56-701	56-711	56-721	56-731	
36 in x 48 in	56-788	56-703	56-713	56-723	56-733	56-798
36 in x 60 in		56-706	56-716	56-726	56-736	
36 in x 72 in	56-781	56-707	56-717	56-727	56-737	
36 in x 84 in	56-780	56-709	56-719	56-729	56-739	56-799
48 in x 48 in		56-746	56-756	56-766	56-776	56-792
48 in x 60 in		56-745	56-755	56-765	56-775	
48 in x 72 in	56-789	56-700	56-710	56-720	56-730	
48 in x 84 in		56-744	56-754	56-764	56-774	
48 in x 96 in	56-784	56-743	56-753	56-763	56-773	56-793
72 in x 96 in		56-748	56-758	56-768	56-778	

NOTE: Window panes larger than 72 x 96 inches and custom-cut sizes are available on special order. Call or write for a quotation. 3 mm lead-equivalence is available on special order. Call for information. Only bolded models and sizes are available for use in Modular Control Booths

* Model 56-742 actual cut size is 24 x 29.9375 inch
 ** Model 56-714 actual cut size is 24 x 35.9375 inch

Contact information

Contact Kevin O’Guinn at 440-542-3627
 or kevin.oguinn@flukebiomedical.com
 or visit flukebiomedical.com for more information

Fluke Biomedical.
*The accuracy you need
 from a company you can trust.*

Fluke Biomedical
 6045 Cochran Road,
 Cleveland, OH 44139-3303 U.S.A.

Fluke Biomedical Europe AS
 Vegamot 8, N-7048 Trondheim, Norway

For more information call:
 In the U.S.A. (800) 850-4608 or
 Fax (440) 349-2307
 In Europe/M-East/Africa +47 73954700 or
 Fax +47 73954701
 From other countries +1 (440) 248-9300 or
 Fax +1 (440) 349-2307
 Email: sales@flukebiomedical.com
 Web access: <http://www.flukebiomedical.com>

